



***A Member of the American
Association of Woodturners***

January 2016

Turning Times

***The monthly newsletter of
the Inland Woodturners***

Mason Jar Lids	1
Officers	2
Monthly Challenge, Wood Raffle,	2
Challenge	3
Woodturning Schools	4
Upcoming Events	5
Challenge	6
Challenge / Show and Tell Form	7
Iron Man Status	8
Demonstrator Pro- file	9
Sponsor info/ads	10
Show and Tell	11
Show and Tell	12
Ironman Winners	13

Mason Jar Lids

Written by Larry Cooper

This month the demo had two presenters, Glenn Chappell and Nancy Waterson. A blank was prepared by gluing up two contrasting color woods that were drilled and doweled together with glue.



Glenn mounted the small end in the jaws of the chuck and turned the large end to shape. He then used forstener bits to drill out the inside of the large end to accept the mason jar lid for epoxying later. He then turned the piece around on the chuck and expanded the jaws into the lid opening. With the blank secure, Glenn turned the decorative top to the lid. Nancy offered a series of helpful suggestions for turning the decorative end and some tips for finishing. It was another great demo. Thanks Glenn and Nancy



Monthly Challenge

OFFICERS



President

Ron Sahli
Ron@Sahli.us

Vice President
Eldon Richey



Secretary
Carol Knapp

Treasurer

Bob Nay
Cheri-bob@verizon.net



Librarian
Glenn Chappell

News letter Editor

Larry Cooper
larrycooper2@gmail.com



Webmaster
Jerry Schoen

Refreshments Chairman
Greg Blocher



Raffle Chairman
Jim Gross
kathy-jim@sbcglobal.net

Pro-demons Chairman



One of the main goals of the Inland Woodturners is to educate and inspire its members in the art of wood turning. Each month a member or a guest instructor will lead a presentation or a demonstration related to the art of wood turning. The following month's challenge is loosely based on the presentation; all members of the club are challenged to take what they learned and use it. We realize everyone does not have the same tools and equipment; challenges are designed with that in mind. If the demonstration is a full size platter and you only have a mini lathe, your challenge is to make a smaller platter using the same basic shape. If the challenge requires a special tool you do not own or want to own you may be able to take your project to another club member's workshop and/or borrow the needed tool. If you meet the monthly challenge, and present your challenge piece to the club at the next meeting, you will be entered in the drawing for a \$25 gift certificate from Craft Supplies USA. If you meet all 12 Challenges for the year you will be eligible for the Ironman year end award.

Wood Raffle

One of the ways this club covers expenses is the monthly wood raffle. Members are encouraged to bring a chunk of wood or two for the raffle. Raffle tickets are a buck each or six for five dollars. Some of our best work has been done with raffle wood, part of the fun is figuring out what you can make from a piece of raffle wood.

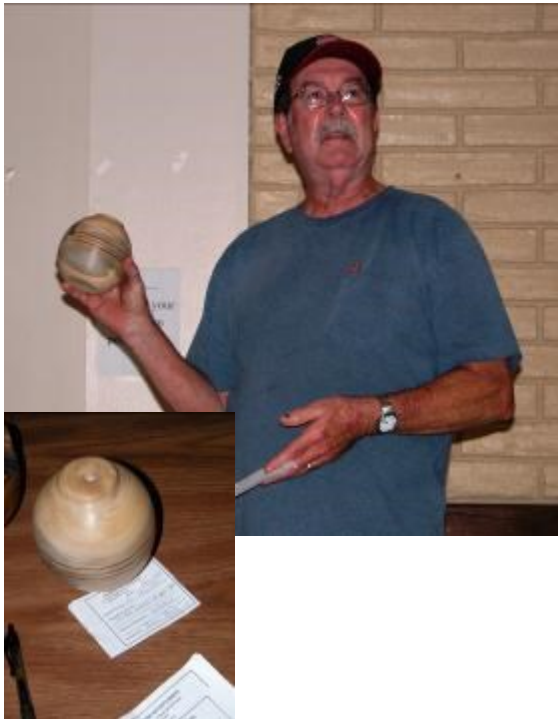
Show and Tell

Each meeting everyone in attendance is given an opportunity to show work other than the monthly challenge. Items in show and tell should meet the following guidelines.

1. Something you made yourself out of wood even if it was not on a lathe.
2. Something you crafted yourself using your lathe, but not necessarily out of wood, it could have been made out of acrylic, plastic, deer antlers etc.
3. A specialized tool or jig you made or purchased for use in your workshop, that you feel the members of the club would be interested in.

If you present a show and tell item you will be entered in a drawing for a \$10 gift certificate at Craft Supplies USA.

Challenge



Woodturning Classes

Written by Larry Cooper

One of the goals of the AAW and the Inland Woodturners is to improve the turning skill of our members.

Our monthly meeting includes a demonstration and challenge to expand and improve every member's skills. The club also arranges for professional turners to demonstrate and teach in small hands on classes. Some of us may want to pursue more structure and individual instruction. To help those so inclined, I have assembled a small list of local Turning Classes. The list is by no means complete and I need your help in completing the list. Please email me the name and website of any local school that you know of.

Jimmy Clewes

Las Vegas, Nevada

<http://www.jimmyclewes.com>

William Ng Woodworking

Anaheim, California

<http://wnwoodworkingschool.com/>

Cerritos College

Norwalk, California

<http://cms.cerritos.edu/woodworking/>

Woodcraft

Stanton, California

<http://www.woodcraft.com/stores/store.aspx?id=553&page=home>

The Woodturners Catalog

Provo, Utah

<http://www.woodturnerscatalog.com/Sales/4>

Palomar College

San Marcos, California

<http://www.palomar.edu/woodworking/maps.htm>

Victor Valley College

Victorville, California

<http://www.vvc.edu/>

Upcoming Events

For a full list of demos, check out the IWT website.

Upcoming meetings: ([see meeting location page for directions](#))

February 21st. – Hollow Form demonstrated by Ron Sahli, 1:00 PM to 4:00 PM


Challenge due – Mason Jar Lids

Upcoming Rockler Turnings:

March – Saturday the 19th from 9:00 a.m. to 2:00 p.m.

Join the IWT members for turning and fun at the Ontario Rockler store, 3rd Saturday of odd numbered months.

Challenge



Challenge / Show & Tell Forms

Below are copies of the Challenge / Show and Tell forms. If you find yourself having to borrow a pen, struggling to remember the type of wood or finish used on your project at the meeting, then print out this page and fill in the forms in the convenience of your own home.

We will still have forms at the meeting as well.

Please remember to circle if the form is for the Challenge or for the Show and Tell. It makes my life a lot easier.

INLAND WOODTURNERS

Challenge / Show & Tell Form
(please circle one)

Month: _____

Name of Turner: _____

Description of Piece: _____

Type(s) of Wood used: _____

Finish used: _____

INLAND WOODTURNERS

Challenge / Show & Tell Form
(please circle one)

Month: _____

Name of Turner: _____

Description of Piece: _____

Type(s) of Wood used: _____

Finish used: _____

INLAND WOODTURNERS

Challenge / Show & Tell Form
(please circle one)

Month: _____

Name of Turner: _____

Description of Piece: _____

Type(s) of Wood used: _____

Finish used: _____

INLAND WOODTURNERS

Challenge / Show & Tell Form
(please circle one)

Month: _____

Name of Turner: _____

Description of Piece: _____

Type(s) of Wood used: _____

Finish used: _____

[illegible]

Your wood turning must meet the requirements for that particular Challenge. It must be timely, done or at least completed after the demonstration and turned in within two months. You must fill out the challenge questionnaire, and present it to the group.

Demonstrator Profile



Glenn Chappell makes his home in Redlands, California. He is a retired chemistry teacher and has been turning for about four years.



Nancy Watterson

is retired and makes her home in Banning California. She has been turning for about a year and a half.

Newsletter Editor's Notes


As always I am looking forward to your comments, suggestions, and criticisms. They are all welcome.

I encourage all of you to submit an article to be included in the newsletter.

If you have any ideas for suggestion, please email me at larry-cooper2@gmail.com or call me at 562-225-1622.



Inland Woodturners

 CRAFT SUPPLIES USA
THE WOODTURNERS CATALOG

Contact Us

1-800-551-8876

www.woodturnerscatalog.com



ROCKLER®

WOODWORKING AND HARDWARE

4320 E Mills Circle Rd - Ste G

Ontario, CA 91764

Phone - (909) 481-9896

Rubyani Milling



We have a variety of local woods milled into slab, veneer, blocks and woodturning stock. We can slab trees up to 52" in diameter, and precision band saw mill and re-saw up to 20" in width. Contact Mike 818-406-5378 mikegeragos@gmail.com



THOMPSON
LATHE TOOLS

Thompsonlathetools.com



Get 10% off at our new sponsor
woodline.com and say thanks for the dona-
tion to our first tool raffle




Borton's Woodworks
2675 3rd Street, Unit "D"
Riverside, CA 92507
Cell: 951-217-3540


Walnut, Oak, and Alder Cutoffs
Carpentry & General Repair



Show and Tell



Show and Tell



Show and Tell

